



**DXN Holdings Bhd.**  
**User Manual**  
**Login and Password**  
*Prepared By: Group IT Department*  
*Date: 26<sup>th</sup> September 2018*  
*Version 1.0*

## Table of Contents

1 Login Page and Password.....	3
1.1 Purpose.....	3
1.2 Screen and Steps.....	3

---

# 1 Login Page and Password

---

## 1.1 Purpose

- For security purpose
- To force user to change their password upon first login

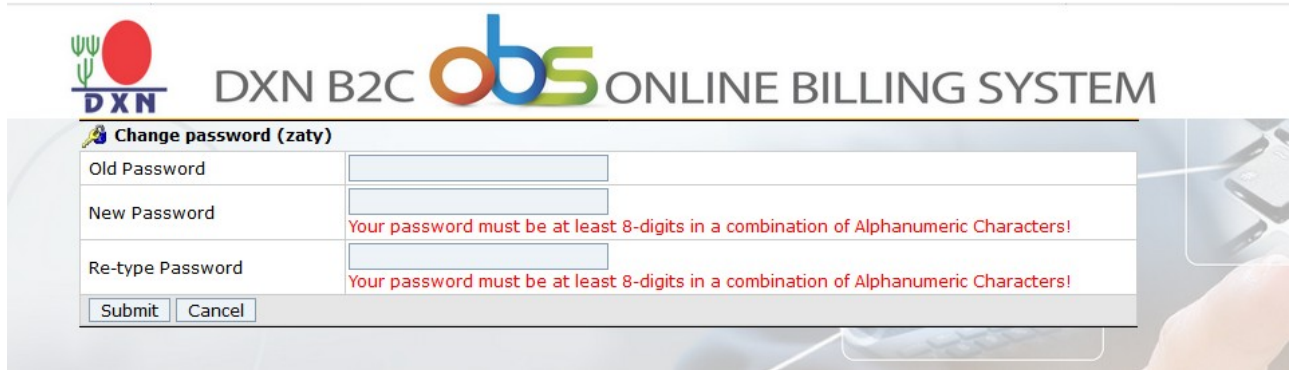
## 1.2 Screen and Steps

- i. Log in to OBS system
- ii. Enter username, password and secure code as Figure 1 and click Login button



Figure 1

- iii. Once system detect that user has not change their password, user will be re-direct to page Change Password which required user to change password for security purpose. (refer to Figure 2). Else, system will proceed to main menu if detected user has done first login.
- iv. The new password required to enter at least 8 character length and must be a combination of alphabet and numeric (refer to Figure 2)



DXN B2C **obs** ONLINE BILLING SYSTEM

**Change password (zaty)**

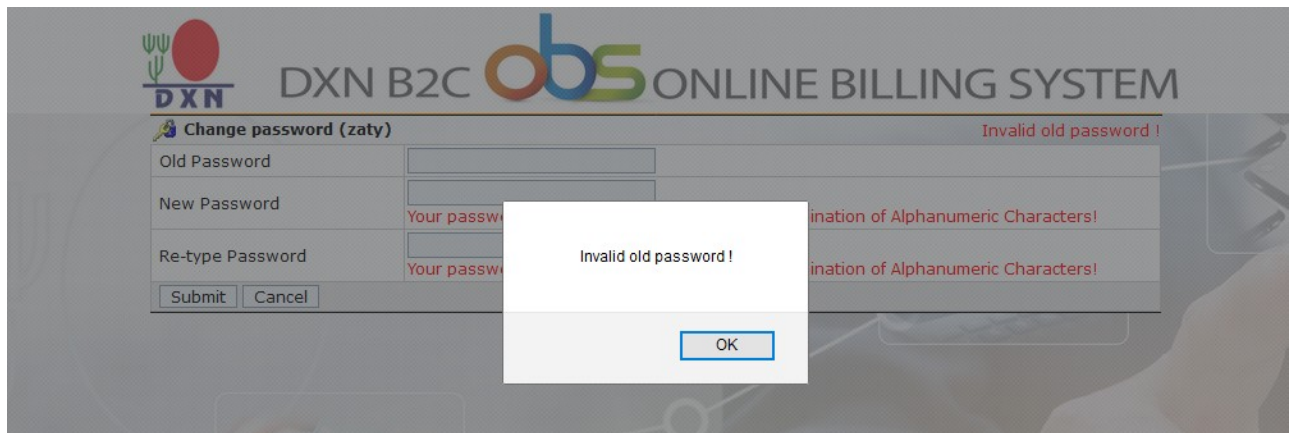
Old Password

New Password   
*Your password must be at least 8-digits in a combination of Alphanumeric Characters!*

Re-type Password   
*Your password must be at least 8-digits in a combination of Alphanumeric Characters!*

Figure 2

- v. If the old password is not match, system will prompt this message “Invalid old password !” (refer to Figure 3)



DXN B2C **obs** ONLINE BILLING SYSTEM

**Change password (zaty)** *Invalid old password !*

Old Password

New Password   
*Your passw... ination of Alphanumeric Characters!*

Re-type Password   
*Your passw... ination of Alphanumeric Characters!*

Invalid old password !

Figure 3

- vi. If the new password entered less than 8 character length, system will prompt this message “Password length must be 8-character or more !” (refer to Figure 4)

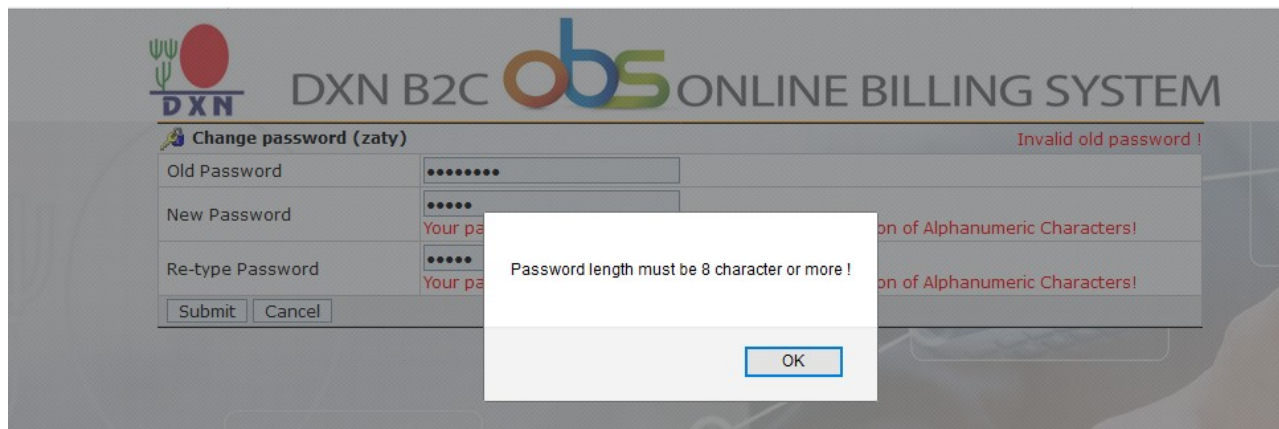


Figure 4

- vii. If the new password entered is not in combination of alphabet and numeric, system will prompt this message “Password must be in alphanumeric!” (refer to Figure 5)

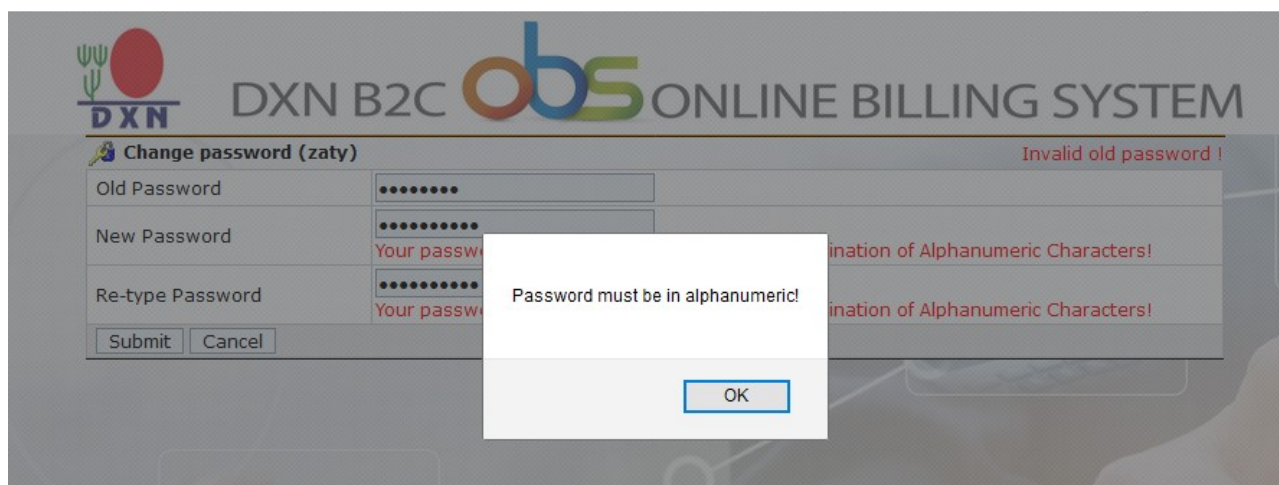


Figure 5

viii. If the Re-type password entered is not match with the New Password, system will prompt message “Re-type password must be same with New password !” (refer to Figure 6)

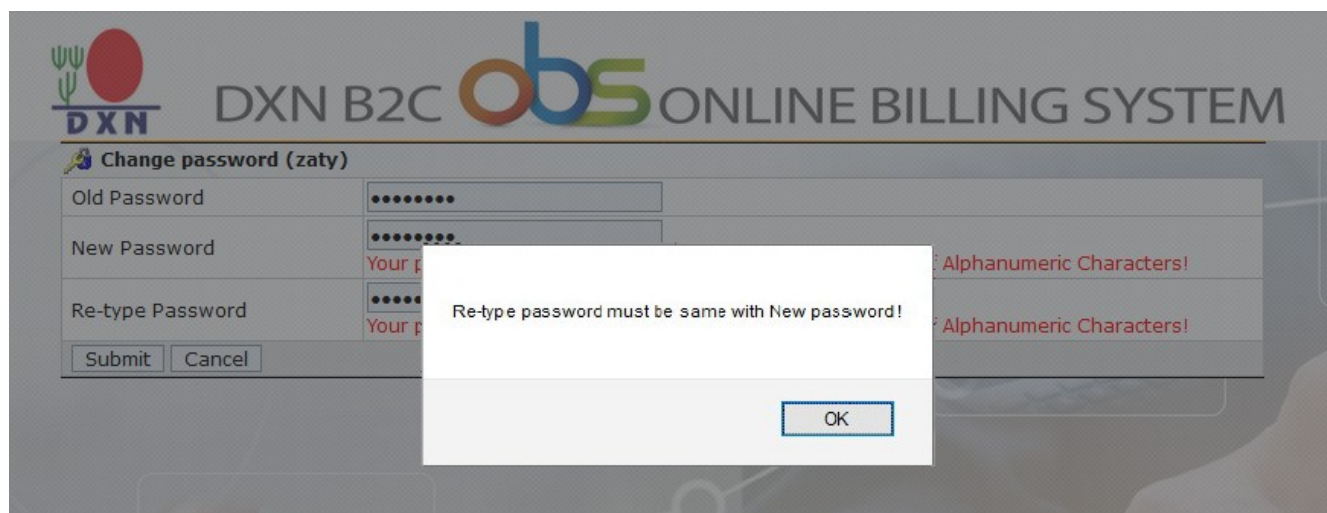


Figure 6

ix. Once successfully updated the password, system will prompt message “Password successfully changed!” (refer to Figure 7). Click on OK button on the prompted message, you new password will be saved and you will be redirect to homepage.

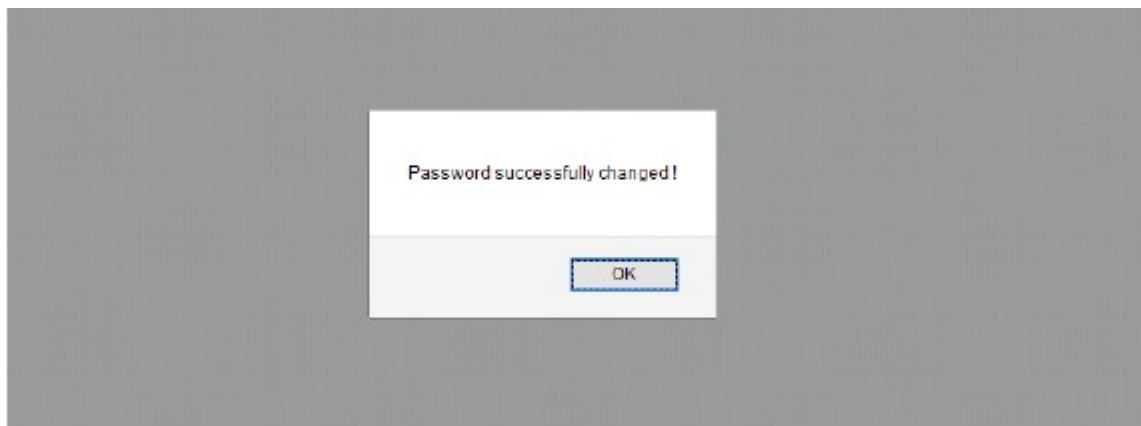


Figure 7